

Dodge County
Land Resources and Parks Department

**Park Plan Survey
Summary Results**

Survey Circulation: February, 2009

Distribution: **928** Random Addresses within Dodge County
98 Email Addresses within Dodge County
Available upon request and from County Parks Website



Responses: **143** from Random Mail Survey (15.4% Return Rate)
22 from Emailed Survey (22.4% Return Rate)
40 from Website
205 Total







Geographical
Distribution of Responses:

50.3% from City Residents	(50.4% of County Population)
11.8% from Village Residents	(11.4% of County Population)
33.5% from Town Residents	(38.2% of County Population)
<u>4.4%</u> from Outside Dodge County	
100%	











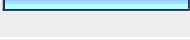







Summary of Survey Responses follows:

Dodge County Parks - Park Plan Survey

1. Are you familiar with the Dodge County Parks System?			
		Response Percent	Response Count
Yes		80.0%	156
No		20.0%	39
		answered question	195
		skipped question	10

2. How have you heard about the Dodge County Park System? (Please mark all that apply)			
		Response Percent	Response Count
Website		22.5%	42
Newspaper		36.9%	69
Radio		17.1%	32
Television		1.6%	3
Word of Mouth		64.2%	120
Other (please specify)		25.1%	47
		answered question	187
		skipped question	18






3. Which of the following recreational activities do you and/or your family participate: (Please mark all that apply.)

		Response Percent	Response Count
Walking/Hiking		69.7%	138
Jogging		5.6%	11
Walking Pets		33.3%	66
Biking		40.4%	80
Camping		42.4%	84
Horseback Riding		5.1%	10
Picnics		49.5%	98
Fishing		47.5%	94
Bird/Nature Watching		33.3%	66
Power Boating		12.1%	24
Kayaking/Canoeing		20.2%	40
Frisbee/Disc Golf		9.6%	19
ATV Riding		16.2%	32
Snowmobiling		17.2%	34
Cross-Country Skiing		10.1%	20
Sledding		18.7%	37
Geocaching		5.1%	10
Other (please specify)		12.6%	25
		answered question	198
		skipped question	7






4. Which of the Dodge County parks or trails do you and/or your family visit or use? (Please mark all that apply.)

		Response Percent	Response Count
Astico Park		28.9%	55
Derge Park		23.7%	45
Harnischfeger Park		17.9%	34
Ledge Park		49.5%	94
Nitschke Mounds Park		15.8%	30
Snowmobile Trail		14.7%	28
Wild Goose State Trail		47.9%	91
Other (please specify)		16.8%	32
		answered question	190
		skipped question	15



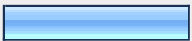

5. How often do you or your family visit these parks or trails? (Please mark the best answer)

		Response Percent	Response Count
Never		15.9%	32
Once a Year		20.9%	42
2-5 times/year		38.3%	77
6-10 times/year		13.9%	28
More than 10 times/year		10.9%	22
		answered question	201
		skipped question	4





6. How satisfied are you with the recreational facilities available at the Dodge County Parks? (Please mark the best answer)

		Response Percent	Response Count
Very Satisfied		16.2%	32
Satisfied		52.3%	103
No Opinion		27.9%	55
Dissatisfied		3.0%	6
Very Dissatisfied		0.5%	1
		<i>answered question</i>	197
		<i>skipped question</i>	8

7. How satisfied are you with the appearance, maintenance, and cleanliness of Dodge County's parks and trails? (Please mark the best answer).

		Response Percent	Response Count
Very Satisfied		21.6%	43
Satisfied		56.3%	112
No Opinion		20.1%	40
Dissatisfied		2.0%	4
Very Dissatisfied		0.0%	0
		<i>answered question</i>	199
		<i>skipped question</i>	6

8. Do you feel safe while using Dodge County's parks and trails? (Please mark the best answer).

		Response Percent	Response Count
Very Safe		26.6%	53
Safe		51.8%	103
No Opinion		20.1%	40
Unsafe		1.5%	3
Very Unsafe		0.0%	0
answered question			199
skipped question			6








9. How would you rate the importance of the following initiatives that the Dodge County Land Resources & Parks Department could pursue? (Please mark the best answer for each item.)

	Very Important	Somewhat Important	No Opinion	Somewhat Unimportant	Very Unimportant	Response Count
Acquire Land For New Parks	15.9% (30)	34.4% (65)	21.7% (41)	17.5% (33)	10.6% (20)	189
Acquire Land To Expand Current Parks	14.1% (27)	41.1% (79)	21.9% (42)	13.5% (26)	9.4% (18)	192
Acquire Land With Historical/Cultural Importance	25.3% (49)	36.1% (70)	21.6% (42)	10.3% (20)	6.7% (13)	194
Acquire Land With Scenic or Natural Resource Importance	37.6% (74)	36.5% (72)	13.2% (26)	6.1% (12)	6.6% (13)	197
Add or Expand Campgrounds	18.7% (34)	33.5% (61)	31.3% (57)	9.3% (17)	7.1% (13)	182
Add or Expand Boat Launches	14.4% (27)	29.4% (55)	38.5% (72)	11.2% (21)	6.4% (12)	187
Add or Expand Canoe Launches	12.7% (23)	27.6% (50)	44.2% (80)	9.4% (17)	6.1% (11)	181
Add or Expand Hiking Trails	27.4% (51)	39.8% (74)	21.0% (39)	8.6% (16)	3.2% (6)	186
Add or Expand Cross Country Ski Trails	10.5% (19)	23.8% (43)	48.1% (87)	11.0% (20)	6.6% (12)	181
Add or Expand Snowmobile Trails	7.9% (14)	21.3% (38)	37.1% (66)	16.3% (29)	17.4% (31)	178
Add or Expand ATV Trails	11.0% (20)	19.9% (36)	33.7% (61)	16.6% (30)	18.8% (34)	181
Add or Expand Equestrian (Horse) Trails	4.5% (8)	14.5% (26)	49.7% (89)	16.2% (29)	15.1% (27)	179




Add or Expand Picnic Areas	18.0% (33)	46.4% (85)	20.2% (37)	10.4% (19)	4.9% (9)	183
Add or Expand Athletic Fields/Courts	7.4% (13)	23.9% (42)	45.5% (80)	12.5% (22)	10.8% (19)	176
Add or Expand Off Leash Dog Parks/Areas	15.0% (27)	22.2% (40)	38.3% (69)	10.6% (19)	13.9% (25)	180
Add or Expand Disc Golf Courses	3.4% (6)	16.4% (29)	48.6% (86)	17.5% (31)	14.1% (25)	177
Add or Expand Playgrounds	12.2% (22)	39.4% (71)	33.3% (60)	7.8% (14)	7.2% (13)	180
Add or Expand Nature Programs/Education	28.0% (51)	32.4% (59)	25.8% (47)	6.6% (12)	7.1% (13)	182
Other (please specify)						16
answered question						199
skipped question						6

10. How much of a tax increase would you be willing to pay to acquire more park land or add new amenities to the Dodge County Park System? (Please mark the best answer)			
		Response Percent	Response Count
\$0		25.5%	51
\$10/year		37.5%	75
\$30/year		16.5%	33
Over \$50/year		3.5%	7
Unsure		17.0%	34
answered question			200
skipped question			5




11. What would encourage you and/or your family to visit or use the Dodge County Parks on a more regular basis? (Please mark all that apply.)

		Response Percent	Response Count
Closer to Home		29.4%	48
More Park Amenities		28.2%	46
More Trails		33.1%	54
Lower Fees		16.0%	26
Better Maintenance/Appearance		10.4%	17
More Athletic Fields/Courts		6.1%	10
Other (please specify)		35.0%	57
		<i>answered question</i>	163
		<i>skipped question</i>	42





12. Should Dodge County require park visitors to pay an entrance fee to use the parks? (Please mark the best answer)

		Response Percent	Response Count
Yes		27.5%	55
No		48.5%	97
Unsure		24.0%	48
		<i>answered question</i>	200
		<i>skipped question</i>	5











13. Do you think the Dodge County Park System has a role in bringing visitors/tourists to Dodge County? (Please mark the best answer)

		Response Percent	Response Count
Yes		65.7%	132
No		15.9%	32
Unsure		18.4%	37
		<i>answered question</i>	201
		<i>skipped question</i>	4

14. How long have you lived in Dodge County? (Please mark the best answer)

		Response Percent	Response Count
0-5 years		11.8%	24
6-15 years		15.8%	32
16-30 years		17.7%	36
more than 30 years		54.7%	111
		<i>answered question</i>	203
		<i>skipped question</i>	2

15. Which of the following recreational organizations are you or anyone living in your household members of (if any)? (Please check all that apply.)

		Response Percent	Response Count
Horseback Riding		9.9%	11
Bicycling		26.1%	29
Snowmobile		24.3%	27
Fishing		35.1%	39
Birding		17.1%	19
Cross-Country Skiing		9.9%	11
Hiking		28.8%	32
ATV		15.3%	17
Archeology/Historical		17.1%	19
Other (please specify)		31.5%	35
		<i>answered question</i>	111
		<i>skipped question</i>	94